

Si-RM3

SAFETY INSTRUCTIONS



- This device has been developed for the pressure and temperature measurements and settings on stationary or mobile refrigeration equipments. It must not be used in any other purpose.
 - This device has been developed, produced and sold exclusively to trained and qualified experts in the field of HVACR. Appropriate training is necessary in order to guarantee a riskless use of this instrument. Sauermann is not responsible for any possible accident during its use.
 - Please always use the device in accordance with its intended use and within parameters described in the technical features in order not to compromise the protection ensured by the devices.
 - Maximum operating pressure: 65 bar (942 psi)
 - The device must not be used with ammoniac refrigerant gas (NH₃ / R717)
 - Do not use the device if it is damaged or if it operates abnormally. Inspect the device before every use.
-
- Always wear protective glasses and gloves when using the Manifold in order to protect your eyes and skin when operating refrigerant gases. The vapours of refrigerant gases are extremely cold. Do not expose your skin to these vapours.



Please refer to the complete user manual of the Si-Manifold application to get more information about safety instructions.

DOWNLOAD THE APPLICATION

- > Go to Google store or App store.
- > Search for **"Si-Manifold"** application.
- > Install the application.



It is also possible to download the application by flashing the following QR code:

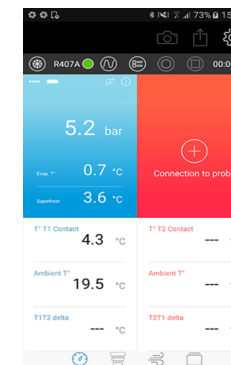
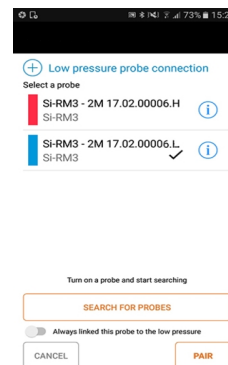
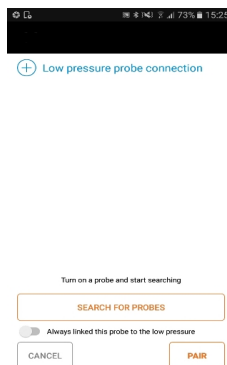
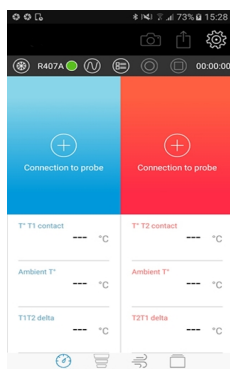


PAIR THE PROBES

Example with the low pressure probe:



Before any measurement, perform an auto-zero of the probe in fresh air.



Perform an auto-zero of the probe in fresh air by pressing



and then perform the same procedure to pair the high pressure probe

Press **"Connect the probe"** on the left-hand corner of the screen.

Turn on the low pressure probe.

Press **"Search for probes"**.


Select the probe to pair and press **"Pair"**.

After a few seconds, measured values are displayed.

CONNECT THE Si-RM3



Before any measurement, perform an auto-zero of the probe at fresh air.

- Press  on the bottom of the screen to go to **"Manifold"** mode.

For pressure measurements:

- Connect the low pressure probe on the system to control.
- Connect the high pressure probe on the system to control.

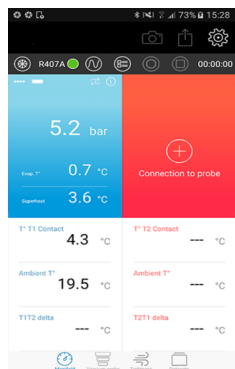
For pipe temperature measurements:


- Connect the temperature clamp on the pressure probe.
- Position the temperature clamp on the pipe.



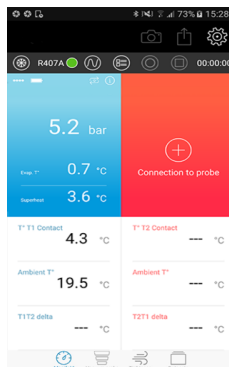
LAUNCH A MEASUREMENT / DISPLAY THE REFRIGERANTS LIST / ACCESS TO PARAMETERS

Launch the measurement



Press 

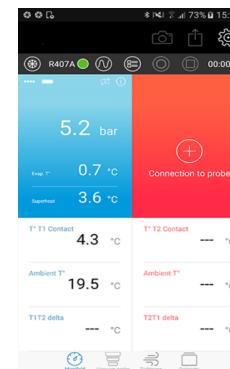
Display the refrigerants list



Press 

Refrigerant gases list

Access to the application parameters



Press 

Parameters list

Read the complete user manual of the Si-Manifold app to get information about all the available functions.

sauermanngroup.com

Sauermann Industrie
ZA Bernard Moulinet - 24700 Montpon-Ménéstérol - France
T. +33 (0)5 53 80 85 00 services@sauermanngroup.com



Register now to get your additional
1 year manufacturer warranty!
warranty.sauermanngroup.com