
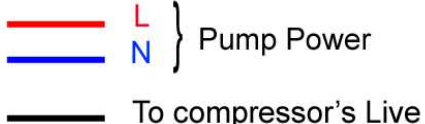


Performance and technical characteristics		
  	Mains supply	230V~ 50/60Hz 11 W
	Max flow rate	6 l/h (1.3 gph)
	Max suction head	2 m (6.6ft)
	Max discharge head	12 m (39 ft)
	Sound level in application (Measured in Sauermann acoustic lab, pump operating with water)	≤ 30 dBA at 1m (3.3ft)
	Detection type	Compressor's live (Cooling signal)
	Protection	IP 65
	Safety Standards	CE
	RoHS directive	Conform
	WEEE directive	Conform
Pump dimensions	L 109 x W 110 x H 91 mm	
Weight (including box)	±1.0 kg	
Master Pack quantity	16 pieces	

### Features & benefits

- Easy to install: compact pump and IP65 protection (no ventilation required)
- Simple, cost effective maintenance: the replaceable head and the easy to access tube assure maintenance costs are kept to a minimum
- Low noise level
- High discharge head

### Description

This peristaltic pump is controlled by a signal from the air conditioning unit compressor. It stops 3 minutes after the compressor stops.

**This pump must not be used on inverter air-conditioning units**  
**This pump must not run continuously**

### Kit contents




- PE5000 peristaltic pump
- Cable: 1.7 m, including 2 wires for power supply (P & N), 1 wire for compressor signal
- Easy "1 screw" sliding plastic bracket
- Ø 15 mm to Ø 6 mm adaptor + pale yellow rubber (Ø 15 x 35mm) - (PE5003)

## Applications

Air conditioning units up to 8 kW  
 Console units  
 Fan coil units  
 Ceiling suspended units  
 Evaporators



## Accessories

	<p><b>ACC 00105, ACC 00150, ACC 00151</b>          Clear PVC tubing: 6 mm int.          ACC 00105 : 5 m roll          ACC 00150 : 50 m roll          ACC 00151 : reinforced 50 m roll</p>
	<p><b>ACC 00205</b>          6 self-sealing fittings for condensate removal.</p>
	<p><b>ACC 00601</b>          Float detector          Used to operate an additional alarm or switch on the pump</p>
	<p><b>PE 5001</b>          Replacement head for PE5000, PE5100 and PE5200</p>
	<p><b>PE 5002</b>          Replacement tube for PE5000, PE5100 and PE5200</p>
	<p><b>PE5003</b>          Ø 15 to Ø 6 mm (3/5 to 1/4") adaptor + pale yellow rubber (Ø 3/5 x 7/5")</p>

## The discharge flow is constant whatever the discharge or the suction head

Flow	6 l/h	Max suction head.	2 m	Max discharge head.	12 m
------	-------	-------------------	-----	---------------------	------